

# Omtec's PBT® Ball Transfers are so unique...

they are patented in 21 of the worlds top industrialized countries!

Omtec Ergonomic Transfer Surfaces fit virtually any tilt top scissor lift.

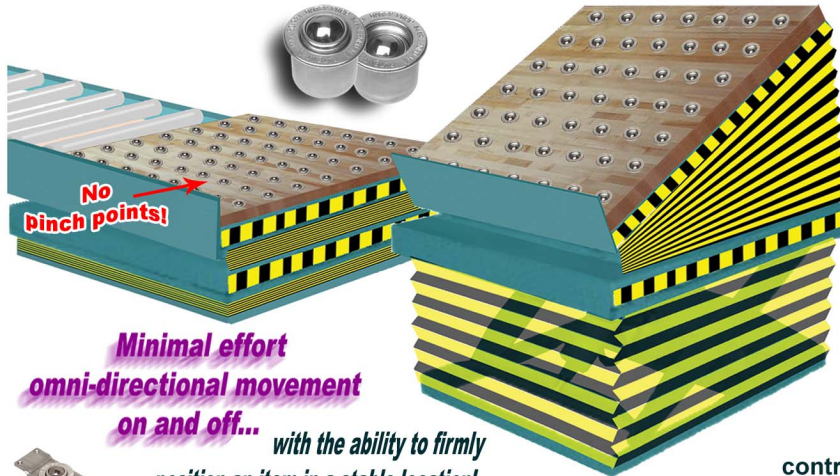
PBT Ball Transfer Table surfaces on scissor lifts allow easy movement and firm positioning of items so they will not move.

Convert scissor lifts into ergonomic workstations using Omtec PBT Ball Transfers.

## Omtec PBT Ball Transfers and Tilt Surface Scissor Lifts Are...

*an Ideal Combination!*

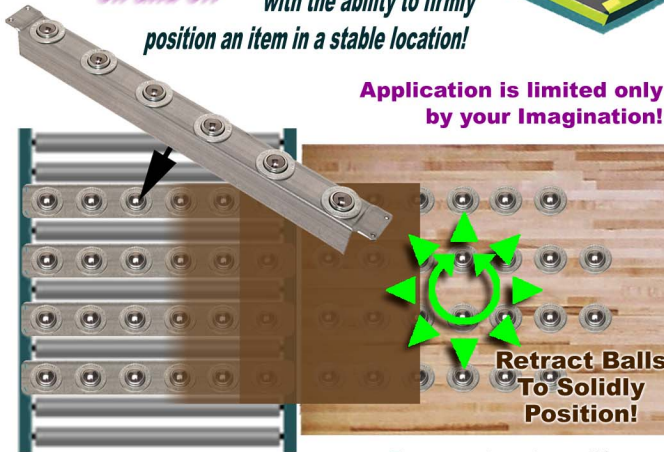
Minimum effort moving and positioning!



Minimal effort omni-directional movement on and off...

with the ability to firmly position an item in a stable location!

Application is limited only by your imagination!



Flip a switch...

Omtec PBT Ball Transfers raise to allow minimal effort transferring, orientation and positioning of items on scissor lifts.

Flip the switch again...

Omtec PBT Ball Transfers retract, solidly and firmly positioning items in a stable location while the ergonomic scissor lift is elevating, and/or the required task is performed on the item.




Tilt scissor lifts with Omtec Ergonomic PBT Ball Transfer Surfaces are ideal for items like control panels, wire harnesses and etc. that require tilting while performing various assembly line and other required tasks on them!

Omtec PBT Ball Transfers may be operated by hand or foot control (no electric wiring required) or electric sensing device actuated.

Omtec Drop On Surfaces add as little as 2 inches (5.1cm) to scissor lift surface height.


Omtec PBT Ball Transfer Surfaces may literally be any size or shape. Made of metal, wood, solid plastic or plastic laminated.

How to ergonomically integrate a perpendicular scissor lift with a roller conveyor using Omtec PBT Ball Transfer Strips.

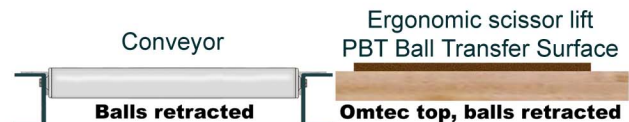


1) Item moves along the conveyor to a position over the retracted Omtec PBT Ball Transfer Strips, Omtec ball transfers will not interfere with free travel of items on the roller conveyor.

Free application engineering support is only an e-mail or phone call away!



2) The operator, with a common control raises the Omtec PBT Ball Transfers in the conveyor and on the scissor lift, then with minimal effort moves the item off the conveyor onto the scissor lift's Omtec Ergonomic Surface.



3) After locating the item on the scissor lift's Omtec Ergonomic Surface, the operator retracts the Omtec PBT Ball Transfers to firmly locate it in a stable convenient work position.